






5: Haga clic Finish



6





7: Entre el STUDENT CODE (codigo del estudiante) y elija la relacion al estudiante en el menu. Haga clic DONE cuando complete esta porcion.

